

# GC45 - 20 x 47KG



## Product Specification

- 1800mm high x 1800mm wide x 1800mm deep, external.
- Manufactured from 30mm Box Section x 2.5mm thickness.
- 50 x 50 x 3mm Weld Mesh.
- Hinged door with Hasp & Staple (Padlock not included).
- Pre-drilled fixing points for bolting to solid surface.
- Supplied Flat Packed with fixings for assembly.
- Includes H&S Signage.
- Weight: 120kg.
- All dimensions are external.
- Free UK mainland delivery within approx 5 – 10 working days.
- Base & half shelf available at additional cost.
- Floor fixing bolts not included.

## Available Finishes

Galvanised



Traffic Red  
RED3020



Traffic Yellow  
RAL1023



Dusty Grey  
RAL7037



Moss Green  
RAL6005



Ultramarine Blue  
RAL5002

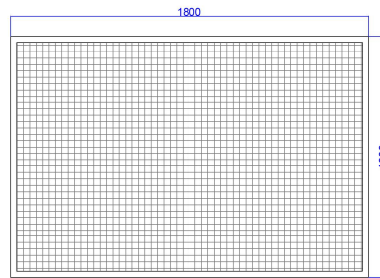


Jet Black  
RAL9005

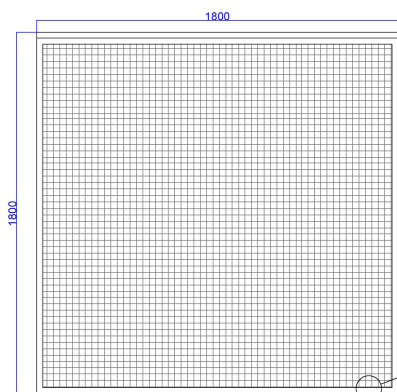


## Product Drawing

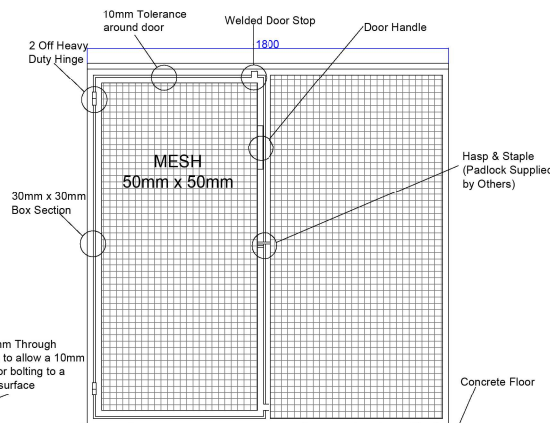
Top Elevation



Left Side Elevation



Front Elevation



Right Side Elevation

